

*Annual*  
**REPORT**  
**2016**



## About the Cover

A building reminiscent of Greek classic art, juxtaposed with pictures of the modern structures provide a glimpse at the effort of the university to bring together the best of the old and the promise of the new. A university alive and deeply concerned with the life of the university and the nation - involved in Social and Economic Development, committed to developing the countryside, and consecrated above all to the proposition that every young Filipino is entitled to quality tertiary education: all of this is captured by the pictures of the university in its varied activities and its diverse interests and concerns.

# Annual REPORT 2016








# OUR VISION

Transforming lives by educating for the best. The basic vision of the University is to make the Cagayan State University as a catalyst of change in improving the lives of individuals and communities by educating for the best. The one-liner vision succinctly captures the profound meaning and ultimate purpose of the collective efforts and educational directions of the university.






# OUR MISSION

Cagayan State University is committed to transform the lives of people and communities through high quality instruction and innovative research, development, production and extension.

The Cagayan State University, a credible and distinguished center of higher education in Northern Luzon, is committed to improve the lives of people and communities by providing advanced instruction in the arts, agriculture, and natural sciences as well as in technological and professional fields through its strong quality of instruction and innovations in research, resource mobilization and extension. CSU contributes primarily to President's Social Contract to the Filipino people by providing quality education and training through instruction, research, extension and production.





# FOREWORD

**Urdujah Alvarado-Tejada, CESO II**  
University President

This document is a report of three administrations: the first, the end of the term of President Romeo Quilang and the interim administration of OIC President Mariden Ventura Cauilan and my assumption to office as University President. This is a report about an effort at continuity, for no new university president ever writes on a fresh page, and part of the challenge of leadership is reaping the best from the harvest of old and sowing the new. Perforce, this cannot be a report about the accomplishments of a single person – for the Cagayan State University's administration refers to the combined mental, emotional and physical energies of a tremendous number of people. And, the Cagayan State University refers to an entity of thirty-thousand or so students and well over a thousand faculty members and non-teaching personnel. It is a report about synergy and its challenges.

It is the far easier thing to heap blame on the past, but this report will avoid that mistake, for to find fault with the past is to allow oneself to be its captive. I have only gratitude for my predecessors, but I have also taken the bold steps necessary to break with what may have hindered us in the past, and to inaugurate what might be promising for the future.

Obviously, many have applauded my initiatives, some still remain to be convinced. And one of the challenges of a university president is to bring about cohesion in a community as diverse as the Cagayan State University.

There are no less than four regulatory agencies with which the University must deal: the Commission on Higher Education, the Commission on Audit, the Department of Budget and Management and the Civil Service Commission. Dealing with it poses its own challenges – but we prefer to



rejoice in the opportunities the agencies of State offer the Cagayan State University. We have endeavored, this report will show, to be compliant without being obsequious, for it is for us to chart out our own course and to be accountable for it.

We therefore offer this Annual Report of the Cagayan State University not only to catalogue what we have done, but tell ourselves as well how much more has to be done, and to inform the community that we are not content to be excellent. We endeavor to make a difference in the community. In fact, we take that to be one of the indicia of excellence. As we take stock of all that we have done and look forward to what remains to be done, we also acknowledge all who made our achievements possible, both within the university community and those outside it, as we continue to ask for that collaboration without which we will not succeed.

A handwritten signature in black ink, appearing to read 'Urdujah Alvarado-Tejada'.



# TABLE OF CONTENTS

About the Cover .....	2
Foreword .....	3
Table of Contents .....	4
<b>Academics</b> .....	6
Enrolment data .....	6
Enrolment in Advanced Education .....	9
Data on Graduates.....	10
CSU Performance in Licensure Examinations.....	11
Program Accreditation.....	13
<b>Research and Development</b> .....	14
Highlights of Accomplishments .....	14
R & D Programs/ Projects Implemented .....	14
Proposals Evaluated .....	15
Research Monitoring and Evaluation .....	15
R & D Output Disseminated/ Utilized .....	15
Research Outputs Published.....	16
R & D Partnership Established.....	17
R & D Capability Building and Governance.....	17
The R & D attained a performance rating in terms of the Major Finals Outputs (MFO) .....	18
Research Centers Established.....	19
Lists of Externally Funded Projects in CY 2016 .....	20
<b>Extension and Community Services</b> .....	23
Highlights of 2016 Extension and Community Services Accomplishments.....	23
Training for Livelihood .....	24
Technology Transfer .....	24
Linkages.....	25
Advocacy .....	26
IEC Development and Production.....	26
Training Modules.....	27
Sustainability of Extension Programs, Projects and Activities .....	28
Monitoring and Evaluation.....	28
Publication of Coffee Table Book.....	28
<b>Administration and Finance</b> .....	30
Getting a House in Order: The Administrative and Finance Affairs of the Cagayan State University .....	30
Administration and Finance Organizational Chart.....	31
General Administration Support Services .....	33
Human Resources .....	33
Support to Operations and Governance .....	35
Internal Audit.....	36
2016 Performance Rating and Ranking of Campuses .....	36
External Program and Management Review .....	37
<b>Gender and Development Programs and Initiatives</b> .....	38





# Annual REPORT 2016

## EDITORIAL BOARD

Publication Director:

**Urdujah Alvarado-Tejada, Ph.D., CESO II**

Executive Director:

**Fr. Ranhilio C. Aquino, Ph.D., JD, JSD**

Editor-in-Chief:

**Prof. Ana Marie C. Cauilan**

Managing Editor:

**Dr. Vilma D. Conrado**

Associate Editor:

**Prof. Adelgundo A. Agaloos, Jr.**

Contributing Writers:

**Dr. Nelia Z. Cauilan**

**Dr. Jocelyn D. Tuscano**

**Prof. Josephine Y. Bas-ong**

**Dr. Florante Victor M. Balatico**

**Dr. Mariden Ventura-Cauilan**

**Dr. Editha Pagulayan**

**Campus Executive Officers**

**Engr. Jackielou Zinampan**

**MIS Officers**

Photography:

**Prof. Peter Paul Valdepeñas**

**Prof. Virgil Vaughn Pico**

Layout & Design:

**Prof. Jan Justin C. Rodriguez**

Layout Assist:

**Mr. Jayralph Conag**

Art Director:

**Mr. Aldrin John S. Abad**

Circulation Manager:

**Prof. Magelyn T. Lasam**

Technical Adviser:

**Dr. Flor S. Dumlao**





# Academics

## ACADEMICS (Higher and Advanced Education Programs)

### Enrolment Data

The Cagayan State University (CSU) remained the leading higher education institution in Cagayan and in Cagayan Valley Region for 2016. The shift of the school year calendar started in 2016, with the first semester starting in August 2016 as against the usual opening of classes which was June. CSU had a total enrolment of 32,654 during the First Semester of SY 2016 for both higher and advanced education (Table 1). From its 40,905 enrolment in School Year 2015-2016, there was a decrease of 8,251 or 20.17 percent which is due to the drastic decline in enrolment of First Year students because of the implementation of the K-12 program. The University had only 8,660 First Year enrollees as against the 15,238 first year in SY 2015-2016.

**Table 1. Total enrolment by school year 2015-2016 by semester.**

Semester	SCHOOL YEAR	
	2014-2015	2016
First Semester	40,905	32,654
Second Semester	38,121	30,396
Percent Increase (Decrease)	(6.81)	(6.93)

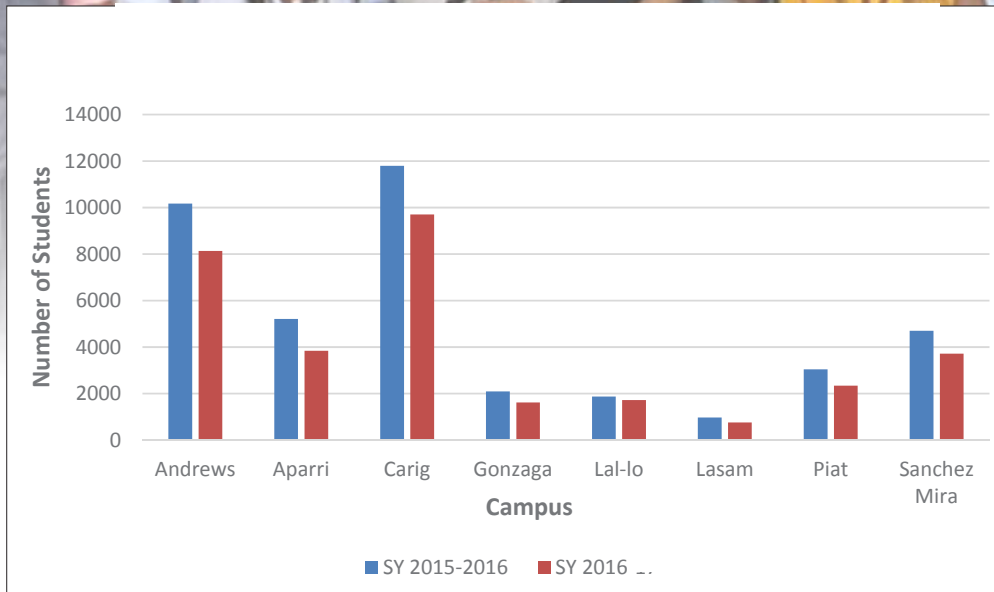
The bulk of the enrolment of CSU is still at the baccalaureate level at 98.08% of total enrollees. Only 1.47% for masters and 0.447% for doctorate degree.

For the enrolment in higher education per campus, Carig has the highest enrolment with around one-third (13,310 or 36.33%) of the total enrolment followed by Andrews Campus which is 25.39% of the total population. Therefore Tuguegarao City campuses have 54.88% of the total population of CSU (Table 2 and Figure 1).

**Table 2. Enrolment in higher education by campus, SY 2015-16 and SY 2016 (1st semester).**

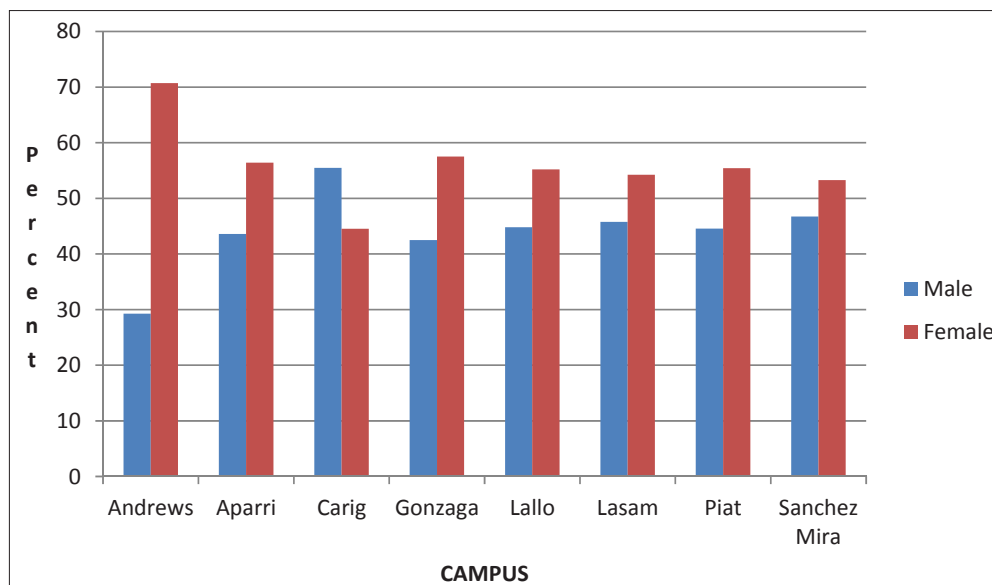
CAMPUS	SY 2015-16	SY 2016
	2nd Sem	(1st Sem)
Andrews	9,428	8,134
Aparri	4,873	3,843
Carig	10,949	9,703
Gonzaga	1,956	1,616
Lal-lo	1,750	1,716
Lasam	916	756
Piat	2,851	2,343
Sanchez Mira	4,404	3,716
<b>Sub total: Higher Education</b>	<b>37,127</b>	<b>31,827</b>
High School (Gonzaga & SM)	295	93
<b>TOTAL (Higher Ed w/ HS)</b>	<b>37,422</b>	<b>31,920</b>





**Figure 1. Enrolment for First Semester, SY 2015-16 and 2016 (Higher Education).**

For 2016, there are more female students (53.28%) than male students (46.72%). However, in CSU-Carig, there are more males (44.53%) than females (55.47%) (Figure 2).



**Figure 2. Enrolment by Gender, First Semester, SY 2016.**

By degree program, the most subscribed degree is the Bachelor of Science in Information Technology with a total of 4,592 followed by Bachelor of Science in Hospitality and Industry Management (4,255). Agriculture was the top 8th degree in terms of the number of enrollees (Table 3). The other courses under STEM (Science, Technology, Engineering and Mathematics) were less subscribed.



**Table 3. Enrolment by degree program, 2016.**

Program Name	TOTAL
Bachelor of Science in Information Technology	4,592
Bachelor of Science in Hospitality and Industry Management	4,255
Bachelor of Secondary Education	3,399
Bachelor of Science in Industrial Technology	3,079
Bachelor of Elementary Education	1,760
Bachelor of Science in Accounting Technology	1,733
Bachelor of Science in Criminology	1,544
Bachelor of Science in Agriculture	1,043
Bachelor of Science in Business Administration	1,002
Bachelor of Science in Physical Education	740
Bachelor of Science in Civil Engineering	735
Bachelor of Science in Accountancy	571
Bachelor of Medical Laboratory Science	496
Doctor of Medicine	490
Bachelor of Science in Information Technology	440
Bachelor of Science in Psychology	415
Bachelor of Arts in Public Administration	406
Bachelor of Science in Agricultural Engineering	354
Bachelor of Science in Biology	345
Bachelor of Laws	342
Bachelor of Science in Computer Science	338
Bachelor of Agricultural Technology	327
Bachelor of Science in Respiratory Therapy	316
Bachelor of Science in Entrepreneurship	297
Bachelor of Arts in Political Science	269
Bachelor of Science in Electrical Engineering	259
Bachelor in Technical Teacher Education	253
Bachelor of Science in Electronics Engineering	250
Bachelor of Science in Police Administration	247
Bachelor of Science in Chemical Engineering	237
Doctor of Veterinary Medicine	236
Bachelor of Science in Fisheries	235
Bachelor of Science in Mathematics	218
Bachelor of Arts in Legal Management/AB LM	208
Bachelor of Arts in English	206
Bachelor of Science in Biology Pre-med	203

Bachelor of Science in Computer Engineering	190
Bachelor of Physical Education	186
Bachelor of Arts in Mass Communication	172
Bachelor of Science in Industrial and Commercial Communication	131
Bachelor of Science in Environmental Science	91
Bachelor of Arts in Public Administration-ETEEAP	87
Bachelor of Science in Public Health	87
Bachelor of Science in Physics	68
Bachelor of Science in Guidance and Counseling	67
Bachelor of Science in Chemistry	60
Bachelor of Arts in Economics	56
Bachelor of Science in Medical Technology	35
Associate in Veterinary Medicine	24
<b>OVERALL TOTAL</b>	<b>33,094</b>

There are also enrollees in non-degree courses mostly on Industrial Technology as indicated in Table 4.

**Table 4. Enrolment - non-degree courses and secondary, 2016.**

Program Name	TOTAL
Business, Entrepreneurship & Accountancy (GEC)	165
Two Years Architectural Drafting Technology	127
Two Years Automotive Technology	419
Two Years Electrical Technology	293
Two Years Electronics Technology	190
Two Years Food Technology	321
Two Years Garment Technology	59
Two Years Mechanical Technology	156
Two Years Refrigeration and Air conditioning Technology	55
Diploma in Agricultural Technology	291
Diploma in Culinary Arts	202
Certificate Program in Teacher Education	62
<b>Total non-degree</b>	<b>2,340</b>
Secondary	93
<b>OVERALL TOTAL</b>	<b>4,608</b>





The University also accepted foreign students in the Pre-Medical Degree and Doctor of Medicine degree with a total of 485 enrollees. In 2016, most of the foreign students of CSU came from India (Table 5).

Table 5. Number of Foreign Enrollees.

Country	Pre-Med	Medicine	Total
India	297	150	447
Nepal	4	22	26
Ghana		5	5
Kuwait		1	1
Saudi Arabia		1	1
Nigeria		5	5
<b>Total</b>	<b>301</b>	<b>184</b>	<b>485</b>

## Enrolment in Advanced Education

The Doctor of Philosophy (PhD) in Education still has the highest number of enrollees among the doctorate degree programs among the four doctorate programs offered by the University. For the Master's degree, Master of Arts in Education has the highest number of enrollees (Table 6).

Table 6. Number of enrollees in advanced education by degree, 2016.

Program Name	TOTAL
Doctor of Philosophy in Education	114
Doctor of Philosophy	42
Doctor in Public Administration	12
Doctor of Psychology	4
<b>Sub total</b>	<b>172</b>
Master of Arts in Education	248
Master in Public Administration	105
Master in Science Teaching	71
Master of Science in Teaching Mathematics	36
Master of Arts	28
Master of Science in Information Technology	28
Master in Public Health	19
Master of Science in Agriculture	15
Master in Information Technology	8
Master of Physical Education	7
Master in Science in Business Administration	1
<b>Sub total</b>	<b>566</b>
<b>TOTAL</b>	<b>738</b>

CSU has partnered with Thai Nguyen University (one of the three regional universities in Vietnam) for the program on Ph.D. in Education major in English Language Education with a total of 19 (15 females, 4 males) Vietnamese students.



University and Campus Officials (from L-R) : Dr. Narcitas B. Ouano (Sanchez Mira CEO), Dr. Mariden Ventura-Caulan (VPAA), Dr. Nelia Z. Caulan (VPRDE), Dr. Lina M. Garan (VPPRM), Dr. Urdujah Alvarado-Tejada (President), Dr. Ferdinand C. Oli (Gonzaga CEO), Dr. Arthur G. Ibañez (Carig CEO), and Dr. Benjamin Arao (Lasam CEO).



## Data on Graduates

CSU was able to graduate a total of 7,331 students and thus garnered an accomplishment rate of 146 percent from its target of 5,000. The total number of graduates is comprised of 489 females and 2,842 males (Figure 3).

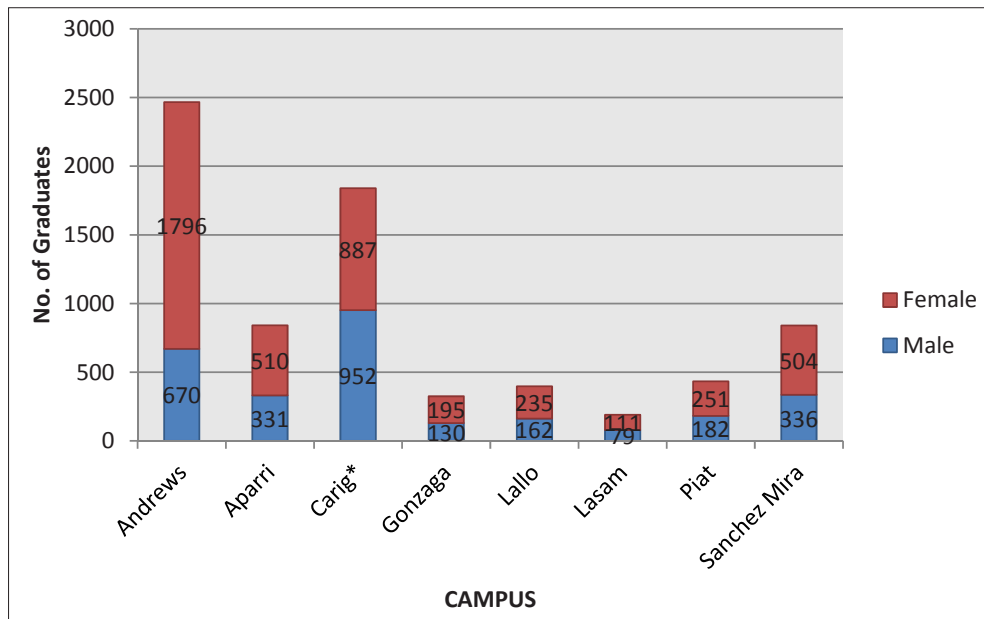


Figure 3. Number of graduates by campus by gender, sy 2015-2016.

Table 7. Total number of graduates by campus, 2016.

Country	April 2016 Graduates	Summer Graduates	TOTAL
	Total	Total	Total
Andrews	2,264	202	2,466
Aparri	821	20	841
Carig*	1,393	446	1,839
Gonzaga	303	22	325
Lallo	382	15	397
Lasam	188	2	190
Piat	416	17	433
Sanchez Mira	779	61	840
<b>Total</b>	<b>6,546</b>	<b>785</b>	<b>7,331</b>

\*Carig includes second Summer Graduates (August 2016).

**Table 8. Number of graduates by program in advanced education.**

Degree Program	2015	2016	Percent Change
Doctor of Philosophy in Education	28	44	57.14
Doctor of Philosophy in Psychology	2	5	150.00
Doctor of Public Administration	0	2	-
Master of Arts in Education	40	122	205.00
Master of Science in Teaching	8	29	262.50
Master in Public Administration	18	26	44.44
Master of Information Technology	2	18	800.00
Master in Public Health	10	8	(20.00)
Master of Arts in Psychology	1	6	500.00
Master of Arts in Guidance and Counseling	0	5	-
Master of Science in Agriculture	5	4	(20.00)
Master in Business Administration	0	2	-
Master of Arts in Physical Education	2	2	0.00
Master of Science in Information Technology	11	2	(81.82)
<b>Total</b>	<b>127</b>	<b>275</b>	<b>116.54</b>



## CSU Performance in Licensure Examinations

CSU had a higher passing rate than the national passing rate for licensure examinations for Public Accountants, Civil Engineering, Criminology, Electrical Engineering, Medical Technology, and Respiratory Therapy.



**Table 9. Licensure performance by program**

Program	Date of Examination	Total Takers (include re-takers)	Total Passers (include re-takers)	National Passing Rate	CSU Passing Rate
Agricultural Engineering	August 2016	18	6	48.88	33.33
Certified Public Accountant	October 2016	40	35	42.04	87.50
Chemical Engineering	May 2016	2	0	73.39	0
Civil Engineering	May 2016	8	3	49.59	37.50
Civil Engineering	November 2016	91	61	55.34	67.03
Criminologist	April 2016	1	1	23.90	100
Electrical Engineering	April 2016	2	1	62.67	50.00
Electrical Engineering	September 2016	37	36	77.95	97.30
Electronics and Comm. Engineering	April 2016	2	0	31.88	0
Medical Technology	April 2016	53	53	86.11	100
Medical Technology	August 2016	88	88	86.62	100
Medicine	March 2016	21	10	70.78	47.62
Medicine	September 2016	36	31	86.96	86.11
Respiratory Therapy	September 2016	48	48	77.83	100
Veterinary Medicine	August 2016	18	10	63.87	55.56
LET (Elementary)	March 2016	72	39	51.57	54.17
LET (Elementary)	September 2016	493	230	54.17	46.65
LET (Secondary)	March 2016	233	150	61.94	64.38
LET (Secondary)	September 2016	1,056	514	53.11	48.67

Note: no takers for Criminologist Licensure Exam from other campuses





## Program Accreditation

Sixteen programs were subjected for accreditation, 15 undergraduate programs and one doctorate program. Eight programs are Level II accredited with five years validity and seven Level I accredited with three years validity. The doctorate program has a candidate status for Level 1.

**Table 10. Programs accredited in 2016 and their level of accreditation.**

PROGRAM	LEVEL (Accreditation Status)	CAMPUS	Date of Validity
AB in Mass Communication	Level II Re-Accredited	Carig	September 1, 2016 – August 31, 2021
AB in Public Administration	Level II Re-Accredited	Carig	September 1, 2016 – August 31, 2021
BS in Agricultural Engineering	Level II Re-Accredited	Carig	September 1, 2016 – August 31, 2021
BS in Civil Engineering	Level II Re-Accredited	Carig	September 1, 2016 – August 31, 2021
BS in Electrical Engineering	Level II Re-Accredited	Carig	September 1, 2016 – August 31, 2021
BS in Industrial Technology	Level II Re-Accredited	Carig	September 1, 2016 – August 31, 2021
Bachelor of Elementary Education	Level II Re-Accredited	Andrews	September 1, 2016 – August 31, 2021
Bachelor of Secondary Education	Level II Re-Accredited	Andrews	September 1, 2016 – August 31, 2021
AB in Political Science	Level I Accredited	Lal-lo	November 1, 2016 – October 31, 2019
Bachelor in Agricultural Technology	Level I Accredited	Lal-lo	November 1, 2016 – October 31, 2019
Bachelor of Elementary Education	Level I Accredited	Lal-lo	November 1, 2016 – October 31, 2019
Bachelor in Secondary Education	Level I Accredited	Lal-lo	November 1, 2016 – October 31, 2019
BS in Agriculture	Level I Accredited	Lal-lo	November 1, 2016 – October 31, 2019
BS in Information Technology	Level I Accredited	Lal-lo	November 1, 2016 – October 31, 2019
BS in Hospitality & Industry Management	Level I Accredited	Lal-lo	November 1, 2016 – October 31, 2019
Ph.D. in Education major in English Language Education	Candidate Status - Level 1	Andrews	September 1, 2016 - August 31, 2018





# Research & Development



## Research and Development 2016 AT A GLANCE

Achieving key trends and milestones in Research & Development remains to be the core vision of the Cagayan State University through the unflinching discovery of knowledge across all disciplines.

Research efforts carried out by a roster of CSU faculty and staff had evidently made notable impact in its 2016 accomplishment report detailing major endeavors of Research and Development.

### Highlights of Accomplishments

#### R&D Programs / Projects Implemented

For externally and institutionally funded researches, there were 218 research projects undertaken, anchored on RDs thematic agenda along Food Security and Safety, Health and Nutrition, Engineering, Industry and Energy, ICT, Environment and Climate Change, Business and Entrepreneurship, Law and Governance, and Social Sciences. A total of 35 projects were supported under income (Fund 164), while 149 from GAA (Fund 101). Fifteen researches were funded by external sources such as:

- Philippine Council for Aquatic, Agriculture and Natural Resources Research and Development (PCAARRD);
- Philippine Institute for Development Studies (PIDS);
- Department of Agriculture-Bureau of Agricultural Research (DA-BAR);
- Department of Agriculture, Region 02 (DA-R02)
- International Council for Local Environmental Initiatives - Asian Cities Climate Change Resilience Network (ICLEI-ACCCRN);
- Department of Environment and Natural Resources (DENR);
- Department of Science and Technology, Region 02; and
- Philippine Council for Health Research & Development (PCHRD).

**Table 11. Total number of researches in 2016.**

Campus	Fund Source			Total
	Special Budget (SB) Fund 164	GAA(Fund101)	External	
Andrews	9	38		47
Aparri		20	1	21
Carig	12	26	11	49
Gonzaga	1	17		18
Lal-lo	13	27		40
Lasam	1	9		10
Piat	8	8	3	19
Sanchez Mira	10	4		14
<b>Total</b>	<b>35</b>	<b>149</b>	<b>15</b>	<b>218</b>

There were 89 completed projects and 129 in progress of which 15 were externally funded and 203 are institutionally funded under Fund 101 or Fund 164.

**Table 12. Number of completed researches in 2016.**

Campus	Quarterly Accomplishment				Total
	1st	2nd	3rd	4th	
Andrews		13		10	23
Aparri		10		1	11
Carig		11		3	14
Gonzaga		4		4	8
Lal-lo		4		6	10
Lasam		1		4	5
Piat		1		7	8
Sanchez Mira		6		4	10
<b>Total</b>		<b>50</b>		<b>39</b>	<b>89</b>



## Proposals Evaluated

There were 84 proposals evaluated from the 8 campuses for possible funding in 2017. Carig campus topped the most number of research proposals evaluated with a total of 21 (25%), Aparri campus with 3 (3.58%) having the least number of proposals evaluated (Table 13).



**Table 13. Proposals evaluated for 2016.**

Campus	Number	Percent
Andrews	10	11.9
Aparri	3	3.6
Carig	21	25.0
Gonzaga	13	15.4
Lal-lo	20	23.8
Lasam	6	7.2
Piat	4	4.8
Sanchez Mira	7	8.3
<b>Total</b>	<b>84</b>	<b>100.00</b>

**Table 14. Papers presented during agency in-house review in 2016.**

Campus	Number of Papers Presented			Total
	Completed	On-going	Proposals	
Andrews	13	9	5	27
Aparri	10	3	3	16
Carig	11	2	5	18
Gonzaga	4	3	5	12
Lal-lo	4	5		9
Lasam	4		6	10
Piat	2		4	6
Sanchez Mira	6		7	13
<b>Total</b>	<b>54</b>	<b>22</b>	<b>35</b>	<b>111</b>

**Table 15. Number of papers presented in different fora for CY 2016.**

Campus	International	National	Regional/Local	TOTAL
Andrews	8	2	27	37
Aparri	7		16	23
Carig	13		17	30
Gonzaga	0		13	13
Lal-lo	4	1	9	14
Lasam	3	2	6	11
Piat	13		6	19
Sanchez Mira	6		12	18
<b>Total</b>	<b>54</b>	<b>5</b>	<b>106</b>	<b>165</b>

## Research Monitoring and Evaluation


To attain research objectives, the R&D office institutionalized monitoring and evaluation of R&D projects through in-house reviews, on-site inspection and the submission of quarterly progress reports.

## R&D Outputs Disseminated/Utilized

Research outputs are disseminated in various fora and conferences. Papers presented in different fora totaled to 165, fifty four (54) of those were presented in international conferences, five (5) in national and one hundred six (106) in local/regional fora/conferences. Carig and Piat campuses aced the number of paper presentations both having 13 in international fora. Three campuses, namely: Andrews, Lal-lo, and Lasam, presented researches at the national level. On the other hand, Andrews campus presented 27, having the most number of papers presented at the regional or local level.







### Research Outputs Published

For R&D outputs, 93 studies were published in international, national, and local journals. Majority 72 of which were published in international refereed journal, Andrews campus with 37 having the most number of published outputs, followed by Carig with 15 research outputs.

Moreover, there were eight (8) research outputs published in international/national proceedings, while 13 for local journals.

**Table 16. Research outputs published.**

Campus	Refereed International Journal	Other Refereed International/ National Journals/ Proceedings	Local Journals/Proceedings	TOTAL
Andrews	37	2	11	50
Aparri	3			3
Carig	15			15
Gonzaga	1			1
Lal-lo	6	2	1	9
Lasam	4	1	1	6
Piat	5			5
Sanchez Mira	1	3		4
<b>Total</b>	<b>72</b>	<b>8</b>	<b>13</b>	<b>93</b>

**Table 17. Patents, utility models and copyrights registration & deposit/application.**

Campus	Outputs applied for patenting	Outputs applied for copyright	TOTAL
Andrews			
Aparri	10		10
Carig	10		10
Gonzaga	1		1
Lal-lo			
Lasam	1	4	5
Piat			
S. Mira	1		1
<b>Total</b>	<b>23</b>	<b>4</b>	<b>27</b>



There were 27 research outputs with patent/ patent application and copyright applications. The list is presented in Table 18.



**Table 18. Patented research outputs.**

Title
1. Process of Making Pickled Pineapples
2. A Multi-purpose Decorative Article
3. The <i>Agays</i> of Lasam: a Socio-Cultural Treatise
4. Instructional Material for Elementary Graders: The Kind Old Woman and the Cow
5. Compilation of 3D Art Craft Models of Land and Sea Animals Vol. 1
6. CSU-Lasam Research Journal
7. Organic Shoe Polish Cream
8. Deodorization Process for Shark ( <i>Carcharhinus melanopterus</i> ) Meat with Organic Acid
9. Deodorization Process for Shark ( <i>Carcharhinus melanopterus</i> ) Meat using wine
10. Processing of <i>Aramang</i> Powder
11. Process of Making Shark ( <i>Carcharhinus Melanopterus</i> ) <i>Tapa</i>
12. Process of Making Spiced Dried Tuna ( <i>Katsuwonus pelamis</i> ) Sticks
13. A Fresh Water Clam ( <i>Batissa violacea</i> ) Rearing Cage
14. Process of Rearing Freshwater Clams ( <i>B. violacea</i> ) in Cages
15. Process of Making <i>Aramang</i> ( <i>Nematopalaemon tenuipes</i> ) Powder Enriched Polvoron
16. Noodles Enriched with <i>Aramang</i> ( <i>N. tenuipes</i> ) Powder and the Process of Making Thereof
17. Process of Making <i>Aramang</i> Enriched Euchuema Candy
18. Hydraulic Briquetting Apparatus
19. Process of Producing Crispy Snack Food Make from Mixed Vegetables
20. Process of Producing Crispy Snack Food From Squash
21. Process of Producing Crispy Snack Food from Sweet Potato
22. Composition of Crispy Snack Food Made from Mixed Vegetables
23. Composition of Powdered Beverage
24. Composition of Powdered Seasoning
25. Process of Producing Powdered Seasoning
26. Composition of Powdered Beverage ( <i>Calamansi</i> Juice Blend)
27. Composition of Seaweed Tart

**R&D Partnership Established**

To cultivate and sustain sound partnership in R&D undertakings, the University forged 29 Memoranda of Agreement/Understanding with government agencies, Non-Government Organizations (NGO), and other SUCs locally and internationally.

For research projects to propel, linkages and alliances are vital to generate funding for the University. The CSU R&D has been in collaboration with partner universities here and abroad such as University of the Philippines Los Banos, UP Visayas, Kosin University (Korea) and National Taiwan Ocean University. It has further strengthened its partnership with line agencies of the government, Local Government Units (LGU), international organizations, national as well as regional and local research systems.



**R&D Capability Building and Governance**

A pool of researchers regularly undergo capacity building sponsored by the university or in partnership with national and local government units, private institutions, and NGOs to equip themselves and keep abreast of the learning curve, draw insights from caliber experts in various disciplines, ethics review in research, and the like. An overall 68 seminars, trainings, workshops, and other fora were attended by faculty researchers while 13 training opportunities were conducted at international level (Table 19)

**Table 19. Seminars, trainings, workshops, fora & meetings attended.**

Campus	International	National	Regional	Local	TOTAL
RDE Office	5	10	4	1	20
Andrews	2	2		3	7
Aparri		1		14	15
Carig			1	5	6
Gonzaga			1	1	2
Lal-lo		2	2		4
Lasam	3	2		2	7
Piat					
Sanchez Mira	3	1		3	7
<b>Total</b>	<b>13</b>	<b>18</b>	<b>8</b>	<b>29</b>	<b>68</b>

**Table 20. Seminars, trainings, workshops, fora & meetings conducted.**

Campus	Number
Andrews	11
Aparri	6
Carig	29
Gonzaga	1
Lal-lo	1
Lasam	1
Piat	1
Sanchez Mira	1
<b>Total</b>	<b>42</b>







One of the performance indicators in the SUC leveling and the Commission on Higher Education-Department of Budget and Management (CHED-DBM) Normative Financing is the number of researchers with track record. Thirty-six (36) faculty researchers with at least two or more studies presented and published in international and regional fora, conferences and refereed journals were recorded wherein Carig campus listed atop.

There were eight faculty researchers who received awards for outstanding achievements in their respective fields wherein their distinguishing and continuing scholarly efforts were recognized in the local and international arena.

The Research and Development team is looking onwards to embrace new research challenges as 2017 unfolds, setting a passionate drive to transform CSU as the Science and Innovation Hub of the Cagayan Valley Region.

**The R&D attained a performance rating in terms of the Major Final Outputs (MFO)**

**Table 22. Summary of r&d performance.**

MFOs and Performance Indicators (1)	Target (2)	Actual Accomplishment (3)
Percentage of research projects completed in the last three years	155	231
Percentage of research outputs published in a recognized journal or submitted for patenting or patented	52% 57/109	84% 92/109
Percentage of research projects completed within the original project timeframe	50%	234.21%

**Table 21. Researchers with Track Record.**

Campus	Number of researchers with track records or given awards
Andrews	6
Aparri	4
Carig	10
Gonzaga	1
Lal-lo	5
Lasam	2
Piat	4
Sanchez Mira	4
<b>Total</b>	<b>36</b>







## Research Centers Established

The establishment of Research Centers, located in the different campuses of CSU, represents the core strength of the university in research and development. This is a result of the many years the university has spent working side by side with private and public agencies.

CSU Carig Campus is home to the Food and Innovation Center, a joint undertaking of the University with the Department of Science and Technology Region 2 (DOST). The first of its kind in Luzon and second in the entire country, the FIC serves as a hub for innovations and support services for Micro-Small and Medium Enterprises (MSMEs) in the food processing industry. The campus is also known for other DOST partnered programs, the Tuklas-Lunas Development Center (TLDC) and the Metal Innovation Center spearheaded by the College of Industrial Technology (CIT).

The University also boasts of the establishment

of the Natural Product Innovation and Research Center (NPRIC) located at Andrews Campus which was conceived to generate knowledge on the biological activities of indigenous plants. It also serves as a production center for biofertilizers, biopesticides, herbal formulations and nutraceuticals, and other biotechnological development.

In Piat Campus, the collaboration with the National Dairy Authority (NDA) has brought to fruition its vision as a dairy multiplier farm.

Moving to the northern coastal area of Cagayan is the Integrated Coastal Resource Management Center (ICRMC) which is located in Aparri campus where two major projects were undertaken- 'Aramang' and the conservation of 'Balyena' or Humpback whales in partnership with the Department of Environment and Natural Resources (DENR02).



## List of Externally Funded Projects in CY 2016

Campus	Title of Study	Project Leader/Study Leader	Budget (Php)	Source of Fund
Aparri	1. Program Title: Improved Grow-Out Technology for a Sustainable Mussel Industry Proj. Title: Modelling site selection for new culture area expansion	Eunice A. Layugan, Marlon S. Alejos, Lorebelle E. Pidoy, Philip John B. Tabasin	4, 227,672.00	PCAARRD-DOST
Carig	2. Floral Diversity of Bakong Associated Species and Physico-Chemical Characteristics in Bangalao Lake, Sta. Teresita, Cagayan	Erwin Torio Andy Catulin	129,000	DENR-BPP
Carig	3. Development of Food Products from DOST-Developed Food processing Equipment Utilizing Cagayan Valley Local Resources	Arthur G. Ibañez Denis Policar	350,000	DOST-R02
Carig	4. Development of Shelf Stable and Acceptable ready to eat Chevon Bitter Stew ( <i>Papaitan</i> ) in Glass Jars through the Food Innovation Center	Arthur G. Ibañez Denis Policar	350,000	DOST-R02
Carig	5. Evaluation of the Anti-diabetic Property of Cacao ( <i>Theobroma cacao L.</i> ) Extract in a Mouse Model of Diabetic Type II	Lirio Gudina C. Mangawil	459,600	PCHRD-DOST
Carig	6. Program: Enhancing Value Chain for Peanut Production and Processing Project: Postharvest Mechanization and Storage Support System of Peanut	Jose D. Guzman, Marvin Petinco	1,377,978	PCAARRD
Carig	7. Validation and Testing of GIS-based Decision Support System for Municipal Solid Waste and Policy Analysis of Urbanizing Communities in Region 02	Junel B. Guzman, Blesila Ramos, Eilene Bernardo	400,000	CHED
Carig	8. Supply Chain Analysis and Modelling of Dairy Industry in Region 02	Vilma D. Conrado Jocelyn D. Tuscano & Archimedes C. Articulo	763,950	DA-BAR
Carig	9. Evaluation of the Impact of Agricultural Insurance of the Philippine Crop Insurance Corporation on Agricultural Producers in Region 02	Vilma D. Conrado Jocelyn D. Tuscano, Beatriz OñateJane Umengan Erwin Torio	1,487,500	PIDS
Carig	10. Installation of Hybrid Solar Power System Integrated with Water Harvesting Facility at the People's Gymnasium (Tuguegarao City)	Policarpio L. Maborang Arthur G. Ibañez Audy Quebral Ma. Haidee Maborang Vilma D. Conrado	US \$ 29,400	ICLEI-ACCRRN
Carig	11. Assessment of Upland Rice Farming Practices in Cagayan	Junel Guzman Josie Bas-ong	500,000	DA-R02
Carig	12. Vulnerability Assessment and mapping to Support Development of Resilient Communities and Livelihood in Selected Vulnerable Communities in Cagayan Province	Junel Guzman Josie Bas-ong- Wilma Urmeneta	1,500,000	DA-BAR World Fish
Piat	13. Development of Feeding Strategies in the Dairy Cattle and Goat at CSU Piat Dairy Center	Juan S. Daquioag	2,315,000	DOST
Piat	14. Developing Strategies and Technologies to Increase Sugarcane Yield in Cagayan	Neil Nemecio A. Baliuag	23,359,560	DOST





**Level III Accreditation  
August 24-27, 2016**

**Tuklas Lunas Meeting  
in DOST PCHRD, Taguig  
Dec 12, 2016**



**Comprehensive  
Exams of Vietnamese  
Students in the  
Graduate School  
November 14-15, 2016**




**University Meet at Sanchez Mira December 17, 2016**



**Meeting with DBM  
April 15, 2016**





**PBB Meeting Feb 10, 2016**



**Presidential Leadership Program Nov 10, 2016**



**Vietnamese Students Proposal Defense November 22-25, 2016**



**Preliminary Survey Visit**



**CSU General Assembly: Collaborative Teams, Key to Successful Integration to Higher Education December 16, 2016**



**SEI-DOST Meeting November 10-11, 2016**



# Extension & Community Service



## HIGHLIGHTS OF 2016 EXTENSION AND COMMUNITY SERVICES ACCOMPLISHMENTS

The Cagayan State University Extension and Community Services Program: Establishing RESILIENT and Progressive Communities

The Cagayan State University has unceasingly played its role as a development catalyst in the Province of Cagayan. Its presence has continued to impact especially in the countryside by contributing to the objectives of REDuced Disparity, Secured Income and Livelihoods, intensified Engagements and Empowered, Nurtured and Transformed (RESILIENT) and progressive communities.

It takes pride in performing one its major thrust which is extension and community services. Extension is to communicate, persuade and help specific sectors or target clientele (as distinguished from those enrolled in formal degree programs and course offerings) to enable them

to improve production, the community and/or institution, and quality of life in general (Section 1. Statement of Policy, CMO No. 1, s. 2015). Extension in higher education cuts across all disciplines and contributes to the continued growth and development of the entire education sector.

Hence, the university through its extension and community service implemented projects and activities designed to uplift the socio-economic conditions of communities through the provision of technical assistance, trainings, and other capacity-building modalities in partnership with national and local government units and community organizations. Technical advisory and extension services through science and technology are also provided to various clientele and stakeholders of the university to build capacity for rapid, inclusive and sustainable growth.



## TRAININGS FOR LIVELIHOOD

Livelihood Program with financial literacy includes capability building projects that shall enable the beneficiaries, both men and women, to earn through livelihood skills training including transfer of financial knowledge, information and application.

**Table 23. Number of Trainings and Persons Trained for 2016.**

Campus	Number of Trainings Conducted	Number of Persons Trained
Andrews	20	794
Aparri	13	413
Carig	31	1,840
Gonzaga	15	399
Lallo	12	522
Lasam	15	411
Piat	18	579
Sanchez Mira	26	1,488
<b>Total</b>	<b>150</b>	<b>6,446</b>

Technical assistance includes the provision of professional expertise such as consultancy services, mentoring, counseling, advisorship, etc by trainers/ professionals and experts. The University trained 6,446 persons through 150 trainings in 2016.

## TECHNOLOGY TRANSFER

The University continues its role in hastening the transfer of technology both campus-based and community-based demonstration projects. Technology transfer includes bringing into the identified community tested and mature innovations, knowledge, structures, systems and methods that are community and stakeholder -responsive.





Six demonstration farms were initiated in Aparri Campus to showcase results of researches conducted along *L. vannamei*, *Tilapia*, Clam, *Bangus* and Aquasilvi techniques.

A bamboo setum and pineapple production demonstration technology are established at CSU Gonzaga to showcase the technical viability and economic feasibility of the projects.

An Integrated Demonstration Farm is established at CSU-Piat to showcase the convergence of different agricultural production systems: from animal production to high value crop production with value adding.

The continued partnership between the Cagayan State University and the Department of Science and Technology through the Food and Innovation Center at CSU-Carig.

Also, the University has continued its partnership with Sanchez Mira School of Arts and Trade in the establishment and maintenance of SMSAT Integrated Demonstration Farm.

Cagayan State University continues to undertake technology development and utilization as it started piloting the Peanut Sorter and Sheller in Enrile, Cagayan.

The University intensifies its High Value Crop Development Program (HVCDP) by establishing additional areas cultivated and bringing the program to the communities.

## LINKAGES

Linkages include the establishment of partnerships or networking with line agencies, government and non-government organizations and civil society organizations at the local and international levels for projects related to gender and development.

### List of Linkages:

- Philippine Council for Industry, Engineering Research and Development (PCIERD)
- Department of Labor and Employment
- DA-Bureau of Fisheries and Aquatic Resources
- Department of Agriculture
- Department of Agrarian Reform
- Department of Health
- Philippine National Police
- Department of Social Welfare and Development
- Department of Science and Technology
- Cagayan Valley Medical Center
- City Veterinary Office
- Department of Education
- Department of Information and Communications Technology
- Philippine Councilors' League
- Cagayan Valley Agriculture and Resources Research and Development
- Philippine Council for Aquatic, Agriculture and Natural Resources Research and Development
- Bureau of Fire Protection
- Bureau of Jail Management and Penology
- Department of Environment and Natural Resources
- Department of Interior and Local Government
- National Economic Development Authority
- Commission on Higher Education
- Philippine Coconut Authority
- 29 Local Government Units of Cagayan
- National Irrigation Administration
- Green Meadow Development Foundation Incorporated







## ADVOCACY

Advocacy includes the dissemination of information through media, seminars, meetings, conferences, symposia, workshops, lectures and speakership, and the distribution of Information, Education and Communication (IEC) materials to promote gender and development concerns.

## IEC Development and Production

- How to make noodles enriched with *Aramang* Powder
- How to make polvoron enriched with *Aramang* Powder
- How to make eucheuma candy enriched with *Aramang* Powder
- How to make *Aramang* Powder
- Organic Farming of *Batissa violacea* in Pond
- Mangrove Species in Northern Cagayan
- Flying Fish Frozen Fillet (*Hamonado* Variant)
- Flying Fish Frozen Fillet (*Lamayo* Variant)
- Flying Fish Frozen Fillet (Spicy Variant)







## Training Modules

- *Aramang* Post-Harvest
- Flying Fish Project
- Project CompleTO
- Extension Training Services
- Extension Technical Advices
- Introduction to Baking
- Cake Baking
- Mushroom Production
- Nata de Coco Making
- Pickled Nata De Coco Making
- Sweetened Nata de coco
- Coconut Vinegar
- Nipa Sap
- Beekeeping
- Wine Making
- *Calamansi* Concentrate Making
- Bamboo Production
- Pineapple-based Food Processing





## SUSTAINABILITY OF EXTENSION PROGRAMS, PROJECTS AND ACTIVITIES

To sustain and enhance community engagements, the University continued to allocate funds for campus-based and community based extension projects.

**Table 24. Institutionally funded Extension Projects.**

University Extension Office	Institutionally Funded Projects	
	Number	Budget
Andrews	5	396,836
Aparri	3	223,600
Carig	20	914,200
Gonzaga	6	400,650
Lal-lo	2	98,800
Lasam	3	173,000
Piat	1	56,200
Sanchez Mira	2	347,400
<b>TOTAL</b>	<b>42</b>	<b>Php 2,263,826.00</b>

## Publication of Coffee Table Book

1. "Kaniogan: A Mystery on the Tree of Life" published by CSU-Sanchez Mira; and
2. "Our Dairy Bread" published by CSU-Piat



## MONITORING AND EVALUATION


A monthly monitoring and evaluation of extension adnotes is conducted by the University RDE Office in the campuses and the communities they serve.





# PIÑA-YAMAN KO TO!

## COMMUNITY BASED PINEAPPLE PRODUCTION IN NORTHEASTERN CAGAYAN





# Administration and Finance



## GETTING A HOUSE IN ORDER

The Administrative and Financial Affairs of the Cagayan State University

The Academic Affairs division of the university envisions academic programs that are responsive to manpower and countryside development for inclusive growth and sustainable development. Research and extension is the section that sees to the breadth of the university's reach – both in terms of investigation as well as the impact of his presence. Linkages and resource mobilization allow the university to avail of the best in the experiences of other similar institutions and to be part of the map of higher education, regionally and internationally. What allows all components of the university to be busy at what they ought to do are the matters of Administration and Financial Affairs.

One of the first items in the order of business was to set the section of administration and financial affairs in order. The dialogue with the External Program and Management Review (EPMR) team, its recommendations and the governing board's acceptance of its report allowed for the reorganization of the entire section.







## Administration and Finance Organizational Chart





The diagram shows the key activities relating to administrative affairs initiated after the assumption of President Urdujah A. Tejada:

Initiating Office	Activity	Participants
Vice President for Administration and Finance (VPAF)	Review and revision of the Academic Manual, particularly on Appointments and Qualifications	Vice Presidents Campus Executive Officers Deans Representatives of the Faculty
Upon directive of the University President, VPAF superintended	Calamity Assistance Extended after Super Typhoon <i>Lawin</i>	Chief, Finance and Mangement Office Budget Officer CEOs
	Drafting of the amended University Code	Administrative Council CEOs Selected Deans
	Revision of the Administrative Manual	Planning Officer Chief
	Appointment of university officials and personnel	Assistant Resident Auditors Campus Cashiers University Registrar
	Revising the Flow of Procurement	BAC Chair Supply Officer CFMO Budget Officer Accountant
	Adjustment of the pay scale of service-providers under contracts of service with the university	Human Resource Officer Budget Officer Accountant

In regard to the financial affairs of the university the next table summarizes the most important initiatives:

Initiating Office	Activity	Participants
VPAF	Orientation-Goal-Setting-Prioritizing	Financial Management Office Administrative Office New Hireses under Contracts of Service
	Settlement of outstanding Audit Observation Memoranda, Notices of Suspension and Notices of Disallowance	Accountant University employees and officials held accountable Resident COA Auditor
	Tier 2 Budget Consultation and Preparation	VPs CFMO Budget Officer Accountant Planning Officer CEOs Stakeholders
	Establishing policies and rules against collections on week-ends and on the eve of holidays	Cashiers CEOs
	Instituting a system of monitoring the cash flow both of the university and of each campus	Accountant CEOs





## GENERAL ADMINISTRATION AND SUPPORT SERVICES

### Human Resources

CSU has a total of 758 regular employees of which 475 are faculty ( 62.66%) and 283 (37.34%) are non-teaching personnel.

**Table 25. Inventory of faculty and administrative personnel, as of September 2016.**

Campus	Faculty	Administration	Total
Andrews	122	86	208
Aparri	60	40	100
Carig	146	41	187
Gonzaga	36	23	59
Lal-lo	26	32	58
Lasam	15	10	25
Piat	31	36	67
Sanchez Mira	39	15	54
<b>Total</b>	<b>475</b>	<b>283</b>	<b>758</b>
<b>Percent</b>	<b>62.66</b>	<b>37.34</b>	

**Table 26. Newly hired/promoted faculty and personnel and separated employees.**

Campus	Faculty		Personnel		No. of Faculty & Admin Personnel Retired, Resigned and Transferred
	Hired	Promoted	Hired	Promoted	
Andrews		2		2	4
Carig		1	1	9	5
Aparri		2		3	7
Gonzaga				6	2
Lal-lo	2		5	4	3
Lasam					
Piat				2	2
Sanchez Mira		1		2	5
<b>Total</b>	<b>2</b>	<b>6</b>	<b>6</b>	<b>28</b>	<b>28</b>





**Table 27. Number of Faculty Scholars**

Degree	Number of Scholars
Doctor in Education major in Industrial Management	1
Doctor of Development and Ethnic Studies	1
Doctor in Hospitality Industry Management	4
Doctor in Information Technology	2
Doctor in Public Administration	2
Doctor of Philosophy in Applied Cosmic Anthropology	1
Doctor of Philosophy in Agricultural Science	2
Doctor of Philosophy in Counselling Psychology	2
Doctor of Philosophy in Criminology	1
Doctor of Philosophy in Language Education Major in English	1
Doctor of Philosophy Major in Biology	1
Doctor of Philosophy Major in Language Education	1
Ph.D. in Marine Science	1
Ph.D. in Agricultural Engineering	2
<b>Sub Total</b>	<b>22</b>
Master in Civil Engineering	2
Master in Music	1
Master of Science in Computer Engineering	1
<b>Sub Total</b>	<b>4</b>
<b>Over-all Total</b>	<b>26</b>

**Table 28. Seminars/trainings/conferences attended by employees.**

Campus	Level				Total
	International	National	Regional	Local	
Andrews	10	94	10	0	114
Aparri	4	30	7	26	67
Carig	61	180	89	61	391
Gonzaga	1	17	18	75	111
Lallo	2	8	2	136	148
Lasam	0	10	6	13	29
Piat	8	20	18	70	116
Sanchez Mira	4	12	17	35	68
<b>TOTAL</b>	<b>90</b>	<b>371</b>	<b>167</b>	<b>416</b>	<b>1044</b>





**Table 29. Budget Allocation for Maintenance and Other Operating Expenses (MOOE) Fund 101 (Php000).**

CAMPUS	GAS	AUX	HE	ADV ED	TOTAL	Other
Andrews	3,917.85	484.48	6,937.41	624.74	11,964.48	997.04
Carig	3,925.70	532.40	7,215.18		11,673.28	972.77
Aparri	1,405.40	243.16	4,784.05	116.77	6,549.38	545.78
Smira	1,311.18	225.81	4,831.68	77.81	6,446.48	537.21
Piat	965.72	138.88	3,367.05	12.34	4,483.99	373.67
Gonzaga	863.65	102.16	3,003.03		3,968.83	330.74
Lallo	706.63	85.09	2,948.28		3,740.00	311.67
Lasam	376.87	45.02	2,294.32	5.34	2,721.55	226.80
<b>Total</b>	<b>13,473.00</b>	<b>1,857.00</b>	<b>35,381.00</b>	<b>837.00</b>	<b>51,548.00</b>	<b>4,295.67</b>

**Table 30. Utilization Rate (Obligations/Allotment) as of Nov 25, 2016 (Php000).**


PAP	Allotment Received	Total Obligations	Earmarks	Earmarks + Obligations	Utilization Rate (Obligations/Allotment)
GASS	158,310,478	140,969,933	7,410	140,977,343	89.05%
Auxiliary	22,637,735	20,566,671		20,566,671	91%
Higher Educ	303,770,055	263,030,846	26,898,566	289,929,412	95%
Advanced Educ	11,057,659	8,007,350		8,007,350	72%
Research	9,095,607	7,596,473	458,885	8,055,358	89%
Extension	4,277,000	3,242,328	26,070	3,268,398	76%
LFP-CHIM Bldg	22,126,000				
<b>TOTAL</b>	<b>531,274,534</b>	<b>443,413,601</b>	<b>27,390,931</b>	<b>470,804,532</b>	<b>88.62%</b>

**Table 31. General Performance of Administration and Support Services (GASS) Based on MFOs, 2016**

MFOs and Performance Indicators	2016 Targets	Accomplishments	Percentage Accomplishment
<b>A. BUDGET UTILIZATION RATE (BUR)</b>			
A1. Obligations BUR	96%	91%	94.79%
A2. Disbursement	303,770,055	263,030,846	86.59%
BUR	92%	93%	101.087%

## SUPPORT TO OPERATIONS AND GOVERNANCE

**Table 32. Performance assessment on support to operations, 2016.**

MFOs and Performance Indicators	2016 Targets	Accomplishments	Percentage Accomplishment	Remarks
a. QMS Certification or Operations Manual				ISO 9001:2008 Certification as uploaded in the website. AO25 declared CSU compliant with this requirement on December 6, 2016.
b. STO Indicator for the priority of the agency head: Percentage of students and personnel who rated the non-academic services as good or better	89%	91.07%	102%	



**Table 33. SUC Leveling result, 2016**

Key Result Area (KRA)	Description	Maximum Points	Points Earned By CSU
1	Quality and Relevance of Instruction	16	13.50
2	Research Capability and Output	14	11.06
3	Services to the Community	14	13.75
4	Management of Resources	7	4.25
<b>TOTAL</b>		<b>51</b>	<b>42.56</b>

### Internal Audit

The following are the accomplishments of the internal audit services:

- Monitoring of attendance of Part-time lecturers
- Conduct trainings on Procurement Process and Evaluation of 2017 Annual Procurement Plan
- Auditing of Student Mutual and Assistance Fund (SMAF)
- Auditing of CSU Andrews Hotel documentation process
- Physical count of PPE for all campuses.

### 2016 Performance Rating and Ranking of Campuses (Delivery Units)

**Table 34. Performance-Management System through the Performance-Based Bonus (PBB).**

MFO/PI	Andrews	Aparri	Carig	Gonzaga	Lal-lo	Lasam	Piat	Sanchez Mira
MFO 1 – Higher Education Services								
PI1	116.95%	108.63%	155.28%	108.08%	138.28%	148.33%	108.25%	127.41%
PI2	90.97%	73.33%	74.62%	89.60%	75.56%	79.55%	72.31%	97.69%
PI3	113.00%	111.00%	125.00%	105.00%	114.00%	108.00%	119.00%	122.00%
MFO 2 – Advanced Education Services								
PI1	151.00%	204.00%						100.00%
PI2	105.26%	107.65%						111.11%
PI3	111.11%	117.65%						117.65%
MFO 3 – Research Services								
PI 1	143.75%	110.00%	82.35%	114.29%	142.86%	100.00%	133.33%	111.11%
PI2	132.82%	85.21%	58.96%	15.25%	68.83%	45.83%	45.90%	18.33%
PI3	287.55%	219.98%	155.57%	199.91%	249.95%	250.19%	266.79%	200.00%
MFO 4 – Extension and Training Services								
PI1	216.88%	192.63%	435.17%	207.30%	143.60%	142.98%	390.56%	439.36%
PI2	113.29%	114.94%	115.53%	118.76%	117.65%	112.28%	115.02%	114.95%
PI3	107.11%	114.94%	115.53%	111.68%	111.11%	112.28%	115.02%	112.94%
Support to Operations (STO)								
	91.33%	108.79%	98.61%	105.98%	111.06%	105.01%	102.32%	111.11%
General Administration and Support Services (GASS)								
PI1	99.00%	98.00%	93.00	97.00%	97.00%	100.00%	96.00%	95.00%
PI2	98.00%	100.00%	98.00%	69.00%	100.00%	100.00%	100.00%	99.00%
PI3	100%	100%	100%	100%	100%	100%	100%	100%
PI4	100%	100%	100%	100%	100%	100%	100%	100%
<b>Total</b>	<b>128.101%</b>	<b>121.574%</b>	<b>129.116%</b>	<b>110.131%</b>	<b>119.278</b>	<b>111.604%</b>	<b>133.179%</b>	<b>128.098%</b>
<b>Rank</b>	<b>3</b>	<b>5</b>	<b>2</b>	<b>8</b>	<b>6</b>	<b>7</b>	<b>1</b>	<b>4</b>



## External Program and Management Review



An External Program and Management Review (EPMR) of CSU was conducted. The EPMR Team visited CSU and its campuses on November 13 – 19, 2016. The EPMR's objective was to assess whether CSU is in top to effectively, efficiently and responsibly pursue its function and find out the extent of achieving its academic, research and extension outputs, outcomes and impact. The EPMR Panel composed of five experts, namely: Dr. Fernando Bernardo; Dr. Santiago R. Obien; Dr. William Medrano; Dr. Ponciano Batugal; and Dr. Salvador Catelo and Ms. Rogerine Miguel as the Documentor.

While it is wise, Socrates taught a long time ago, to be ever cognizant of one's shortcomings, particularly of one's ignorance, it is wiser still to ask experts from without – from outside the university's confines – to tell the university about its strengths and weaknesses, the opportunities and the threats.

This is the reason that when the Board of Regents proposed the constitution of an External Program and Management Review panel in accordance with the provisions of Republic Act No. 8292 that sets forth the powers of governing boards of state universities and colleges, the Tejada administration enthusiastically welcomed the prospect, and lent full and unstinted cooperation to Regent Rex Navarro who was tasked to liaise between the Board and the Panel.

Outstanding researchers were identified – acknowledged both in academe as well as in institutes of research both nationally and internationally---Dr. Fernando Bernardo, Dr. Santiago Obien, Dr. Ponciano Batugal, Dr. William Medrano and Dr. Salvador Catelo who made up the EPMR team – and whose very wise counsel has guided the subsequent planning activities of the university.

The EPMR proposals included valuable suggestions on strategic thrusts and the panel's assessment of the university's medium term development plans, the quality and relevance of instruction, research-development-extension capability, resource management, partnerships and linkages for resource mobilization and governance and management.

Following the EPMR's report and recommendations, the university immediately got to work resulting to a re-organization along lines of authority, responsibility, management, accountability and communication according to the Panel's recommendations.



# GAD

## GENDER AND DEVELOPMENT PROGRAMS AND INITIATIVES

When the advocacy for Gender and Development was first introduced to Cagayan State University in 2013, it was regarded by some quarters in the university as a token acquiescence to a government program that would soon be relegated to the background. Yet, through the relentless efforts of Dr. Jocelyn D. Tuscano, the university's GAD Focal Person who is sometimes referred to as GAD mother, the mainstreaming of gender in the university's four-fold functions (instruction, research and extension) has gradually come into fruition.

Designed to promote a better and a gender-sensitive academic community, GAD advocacy has succeeded in institutionalizing the GAD Focal Point System. With heightened gender-sensitivity, the CSU GAD initiatives are not only empowering women but are also improving the relationship among men and women in the university and among its stakeholders.

In coordination with the College Deans, Department Chairs and faculty members, GAD was integrated in Social Science and other subjects'

syllabi. This was complemented by client-focused activities like the conduct of gender-responsive extension programs, such as: Women's Health Literacy, Technology Transfer on Entrepreneurial and Livelihood activities. It also helped in the establishment of women's organizations and livelihood trainings for women.

Cognizant of the practicality of producing sex-disaggregated reports for students, faculty and staff, the GAD Office coordinated with the University Planning and Development Office and continues to conduct Gender Sensitivity/Gender Awareness Training for faculty, administrative staff and students. At the same time, a Seminar-Workshop on Gender Analysis for CSU Extension workers and researchers. To add to the pool of GAD Technical providers for CSU, a Training of Technical Advisers (TOTA) on GAD was likewise conducted. IEC materials are continuously distributed in all campuses and non-gender responsive, Person With Disabilities (PWD) structures were retrofitted including the establishment of Lactating Corners.





# COURSE OFFERINGS

## CARIG CAMPUS

Doctor of Medicine  
BS in Civil Engineering  
BS in Electrical Engineering  
BS in Electronics and Communications Engineering  
BS in Chemical Engineering  
BS in Computer Engineering  
BS in Agricultural Engineering  
Doctor of Veterinary Medicine  
AB in Public Administration  
Bachelor of Physical Education  
BS in Biology  
BS in Physics  
BS in Chemistry  
BS in Environmental Science  
BS in Mathematics  
BS in Psychology  
BS in Guidance & Counseling  
AB in Economics  
AB in Mass Communication  
AB in Political Science  
AB in English  
BS in Industrial and Commercial Communication  
BS in Information Technology  
BS in Computer Science  
BS in Information Technology (major in Animation and Game Development)  
BS in Industrial Technology

## ANDREWS CAMPUS

Doctor of Philosophy in Education  
major in: Educational Management  
Science Education  
English Language Education  
Doctor of Public Administration  
Doctor of Philosophy in Psychology  
Master of Public Health  
Master of Public Administration  
Master of Arts in Education  
major in: Educational Management  
English  
Filipino  
Technology Education Management  
Social Studies  
Master of Arts in Physical Education  
Master of Arts in Psychology  
Master of Arts in Guidance and Counseling  
10 Master of Science in Teaching:  
major in: Chemistry  
Biology  
Mathematics  
Physics  
Master of Science in Information Technology  
Master in Information Technology  
Master in Business Administration  
Bachelor of Laws/Juris Doctor  
Certificate Program in Teacher Education  
Bachelor of Science in Respiratory Therapy  
Bachelor of Science in Medical Technology  
BS Public Health  
BS Entrepreneurship  
BS in Accountancy  
BS in Business Administration  
major in: Financial Administration  
Marketing Management  
BS in Legal Management  
BS Accounting Technology  
Bachelor of Secondary Education  
Bachelor of Elementary Education  
Bachelor of Technical Teacher Education  
BS in Hospitality Industry Management

## APARRI CAMPUS

Doctor of Philosophy in Education major in Educational Management  
Master of Arts in Education  
Master in Information Technology  
Bachelor of Science in Information Technology  
Bachelor of Science in Hospitality Industry Management  
Bachelor of Elementary Education  
Bachelor of Secondary Education  
Bachelor of Science in Business Administration  
Bachelor of Science in Industrial Technology  
Bachelor of Science in Criminology  
Bachelor of Science in Police Administration  
Bachelor of Science in Fisheries  
BS Accounting Technology

## GONZAGA CAMPUS

Bachelor of Science in Agriculture  
Bachelor of Elementary Education  
Bachelor of Secondary Education  
BS in Hospitality Industry Management  
AB in Economics  
Bachelor of Science in Industrial Technology  
Bachelor of Science in Information Technology  
Bachelor of Science in Criminology  
Bachelor of Science in Police Administration  
Bachelor of Science in Business Administration  
BS Accounting Technology

## LALLO CAMPUS

Bachelor of Secondary Education  
Bachelor of Elementary Education  
Bachelor of Science in Information Technology  
Bachelor of Science Hospitality Industry Management  
Bachelor of Arts in Political Science  
Bachelor of Science in Agriculture  
Diploma of Agricultural Technology  
Bachelor of Agricultural Technology

## LASAM CAMPUS

Master of Arts in Education  
Master of Public Administration  
BS Industrial Technology  
BS Information Technology  
Bachelor of Elementary Education  
Bachelor of Secondary Education

## PIAT CAMPUS

Bachelor of Elementary Education  
Bachelor of Secondary Education  
Bachelor of Science in Criminology  
Bachelor of Science in Police Administration  
Bachelor of Science in Information Technology  
Bachelor of Science in Agriculture  
Associate in Veterinary Technology

## SANCHEZ MIRA CAMPUS

Doctor of Philosophy  
Master of Arts in Education  
Master of Science in Teaching  
Master in Public Administration  
Master in Information Technology  
Certificate Program in Teacher Education  
Bachelor of Elementary Education  
Bachelor of Secondary Education  
Bachelor of Science in Business Administration  
Bachelor of Science in Criminology  
Bachelor of Science in Police Administration  
Bachelor of Science in Psychology  
Bachelor of Science in Hospitality Industry Management  
Diploma in Culinary Arts  
Diploma in Food Technology  
Bachelor of Science in Information Technology  
Bachelor of Science in Agriculture  
Bachelor of Science in Agricultural Engineering  
Bachelor of Science in Industrial Technology  
BS Accounting Technology





Cagayan State University  
Tuguegarao City